

2020 Annual Report to The School Community



School Name: Carlisle River Primary School (3497)



- All teachers at the school meet the registration requirements of the Victorian Institute of Teaching (www.vit.vic.edu.au).
- The school meets prescribed minimum standards for registration as regulated by the Victorian Registration and Qualifications Authority (VRQA) in accordance with the *Education and Training Reform (ETR) Act 2006*. This includes schools granted an exemption by the VRQA until 31 December 2020 from the minimum standards for student enrolment numbers and/or curriculum framework for school language program.
- The school is compliant with the Child Safe Standards prescribed in *Ministerial Order No. 870 – Child Safe Standards, Managing Risk of Child Abuse in School*.

Attested on 12 March 2021 at 12:12 PM by Jeff Douma (Principal)

The 2020 Annual Report to the school community:

- has been tabled and endorsed at a meeting of the school council
- will be publicly shared with the school community.

Attested on 23 March 2021 at 12:05 PM by Nick Lucas (School Council President)

How to read the Annual Report

What has changed for the 2020 Annual Report?

Improved appearance

The appearance of the Performance Summary has been updated to more clearly represent information and to assist interpretation and comparison of individual school's data with state averages and similar school groups.

School performance data

The Victorian community's experience of COVID-19, including remote and flexible learning, had a significant impact on normal school operations. This impacted the conduct of assessments and surveys. Readers should be aware of this when interpreting the Performance Summary.

For example, in 2020 school-based surveys ran under changed circumstances, and NAPLAN was not conducted. Absence and attendance data may have been influenced by local processes and procedures adopted in response to remote and flexible learning.

Schools should keep this in mind when using this data for planning and evaluation purposes. Those schools who participated in the Student Attitudes to School survey in 2020 should also refer to the advice provided regarding the consistency of their data.

What does the 'About Our School' section refer to?

The About Our School section provides a brief background on the school, an outline of the school's performance over the year and future directions.

The 'School Context' describes the school's vision, values and purpose. Details include the school's geographic location, size and structure, social characteristics, enrolment characteristics and special programs.

The 'Framework for Improving Student Outcomes (FISO)' section includes the improvement initiatives the school has selected and the progress they have made towards achieving them.

What does the 'Performance Summary' section of this report refer to?

The Performance Summary includes the following:

School Profile

- student enrolment information
- the school's 'Student Family Occupation and Education' category
- a summary of parent responses in the Parent Opinion Survey, shown against the statewide average for Primary schools
- school staff responses in the area of School Climate in the School Staff Survey, shown against the statewide average for Primary schools

Achievement

- English and Mathematics for Teacher Judgements against the curriculum
- English and Mathematics for National Literacy and Numeracy tests (NAPLAN).
Note: NAPLAN tests were not conducted in 2020

Engagement

Student attendance at school

Wellbeing

Student responses to two areas in the Student Attitudes to School Survey:

- Sense of Connectedness
- Management of Bullying

Results are displayed for the latest year and the average of the last four years (where available).

How to read the Annual Report (continued)

What do 'Similar Schools' refer to?

Similar Schools are a group of Victorian government schools with similar characteristics to the school.

This grouping of schools has been created by comparing each school's socio-economic background of students, the number of non-English speaking students and the school's size and location.

What does 'NDP' or 'NDA' mean?

'NDP' refers to no data being published for privacy reasons or where there are insufficient underlying data. For example, very low numbers of participants or characteristics that may lead to identification will result in an 'NDP' label. For the 2020 Student Attitudes to School survey, specifically, the similar school group averages are replaced by 'NDP' where less than 50% of schools in a given similar school group did not participate in the 2020 survey.

'NDA' refers to no data being available. Some schools have no data for particular measures due to low enrolments. There may be no students enrolled in some year levels, so school comparisons are not possible.

Note that new schools only have the latest year of data and no comparative data from previous years. The Department also recognises unique circumstances in Specialist, Select Entry, English Language, Community Schools and schools that changed school type recently, where school-to-school comparisons are not appropriate.

What is the 'Victorian Curriculum'?

The Victorian Curriculum F–10 sets out what every student should learn during his or her first eleven years of schooling. The curriculum is the common set of knowledge and skills required by students for life-long learning, social development and active and informed citizenship.

The Victorian Curriculum is assessed through teacher judgements of student achievement based on classroom learning.

The curriculum has been developed to ensure that school subjects and their achievement standards enable continuous learning for all students, including students with disabilities.

The 'Towards Foundation Level Victorian Curriculum' is integrated directly into the curriculum and is referred to as 'Levels A to D'.

'Levels A to D' may be used for students with a disability or students who may have additional learning needs. These levels are not associated with any set age or year level that links chronological age to cognitive progress (i.e. there is no age expected standard of achievement for 'Levels A to D').

About Our School

School context

OUR SCHOOL

Carlisle River Primary School is a small, remote rural school with an average enrolment of 10 students. The teaching staff consists of a full-time Principal/teacher, 0.8 Early years' teacher and visiting specialists; Art Van, Library Van, author visit and an Indonesian teacher. The school has continued its strong community support and all family members have the opportunity to be involved in activities and programs

The development and enhancement of each student's Literacy and Numeracy skills has remained the major curriculum focus, with the implementation of Victorian curriculum across all strands of learning, a comprehensive, integrated curriculum is delivered within a multi-age F-6 learning/teaching environment which supports collaborative, cross age & independent learning, individualised tuition and immediate intervention. Integrated units of study, routine incorporation of ICT, specialized programs in Art, Library, P.E and the excursion program, expands and enhances students' learning and their social, cultural, interpersonal and physical development. We are a caring school for all staff, students and the wider school community.

Carlisle River's remote community fully recognises the importance of the school to their child's development and the special benefits that can be provided by a small and supportive, family oriented educational environment.

The staff have a strong commitment to small school education, providing a stimulating and positive multi-aged, learning environment to cater for the varying needs, abilities, talents and interests of all students.

The welfare of each student is of paramount importance at Carlisle River Primary School. The school's small size, its close community links and the strong and genuine commitment to educator 'duty of care' by the teachers, ensures a safe, nurturing school environment in which all students are carefully supervised and cared for.

SCHOOL STATEMENT

We believe in the following:

- Carlisle River Primary School is a welcoming school and we believe in people getting on, whether it is staff with staff, teachers with students, or the students among themselves.
- Nobody gives of their best unless they feel valued and wanted – so that is where our educational philosophy begins.
- Social development is as important as academic development and what doesn't get noticed in assessment, we hope gets reflected in our Value Add work and in students' records of achievement.

Framework for Improving Student Outcomes (FISO)

The FISO priority that we concentrated on in 2020 was focused on excellence in teaching and learning. To enable this, we adopted two initiatives:

- Building practice excellence: teachers, principals and schools will work together, and
- Curriculum planning and assessment: schools will embed a culture of curriculum planning, and assess the impact of learning programs, adjusting them to suit individual student needs.

A number of key improvement strategies were used to enable these initiatives. They included ongoing assessment tests, the implementation by our teachers of the Victorian Curriculum, a focus on writing and spelling, and maths by involving "I can statements" for all levels of the F-6 Victorian Curriculum

Noting that 2020 was an unique year with the covid19 pandemic - hence remote learning for most of the year.

However we were able to continue to offer excellent teaching and learning programs by modifying the learning to enable parents and guardians to work with their children.

Achievement

To Improve the learning growth and achievement of every student
 During remote learning, staff were able to utilise online resources for content-delivery and assessment and consequently develop new ways of differentiating for students
 Online testing completed as per assessment schedule for maths, reading, spelling and vocabulary was used at the end of the year .
 Students responded well to self-directed and project-based learning tasks during the remote learning period. In 2021, we plan to incorporate more self-directed learning tasks into our curriculum.
 Each capable student was able to show at least one year’s growth in English and Maths every year. Using student progression through the Victorian Curriculum achievement standards.
 Establish a tutor program for 2021
 Learning, catch-up and extension priority for 2021

Engagement

Building a stimulating learning environment that engages and challenges students in their learning and foster positive well-being in every individual.
 All students were able to show a degree of positive engagement in their remote learning - this was further shown when they returned to onsite learning.
 All students to demonstrate their progression through the standards in a “critical and creative thinking” matrix. Using MAPPEN Program
 Mappen program has been implemented and we will continue with this program.
 Mappen PD to be ongoing in 2021
 In 2021 our PLCs will focus on opportunities to continue building student agency in the classroom.
 Continue to implement the critical and creative thinking matrix* for students to track their progression through the standards.
 *(as small schools don’t receive AtSS data for cohorts less than 3 the school to develop a matrix chart for critical and creative thinking standards.

Wellbeing

Happy, active and healthy kids priority for 2021
 Develop curriculum resources which reflect well-being and social-emotional learning focus
 Through a consultation process, establish a student monitoring and referral process.
 Teachers will integrate social-emotional learning into school practice and programs
 Students will feel supported and engaged and contribute to a strong classroom culture
 Students with acute needs will receive individualised support
 Self- assessment against the DET inclusive schooling index tool
 Students engagement in well-being program (feedback, participation, classroom observations)
 Data used to identify students in need of targeted support
 Strengthen communication and partnerships with parents and the wider community.
 Breakfast program has been successful – this will continue in 2021
 We will engage parents to be actively involved in their child’s learning by having formal meetings with parents held twice a year to review student progress and learning plans (Parent/Teacher/Student interviews) - Students create their own learning portfolio and display at interviews
 Implement the Respectful Relationships Program.
 Average student responses (for student survey) to be at or above the state mean in the areas of:
 safety, peer relationships & student morale.
 Review and assessing of all safety protocols and procedures to be undertaken annually.
 To be posted on school website or provided to all staff and families.

Financial performance and position

All funds received from the Department, or raised by the school, have been expended, or committed to subsequent years, to support the achievement of educational outcomes and other operational needs of the school, consistent with Department policies, School Council approvals and the intent/purposes for which funding was provided or raised. Carlisle River Primary School maintained a very sound financial position throughout 2020. The 2019-2023 School Strategic Plan, along with the 2020 Annual Implementation Plan, continued to provide the framework for school council allocation of funds to support school programs and priorities.

The Financial Performance and Position report shows an end of year surplus. This surplus occurred through sound management by the school council, principal and bursar. . The school received a small amount of Equity Funding, which contributed towards ensuring the best outcomes for all our students .

For more detailed information regarding our school please visit our website at
<http://www.carlisleriverps.vic.edu.au/>

Performance Summary

The Performance Summary for government schools provides an overview of how this school is contributing to the objectives of the Education State and how it compares to other Victorian Government schools.

All schools work in partnership with their school community to improve outcomes for children and young people. Sharing this information with parents and the wider school community helps to support community engagement in student learning, a key priority of the Framework for Improving Student Outcomes.

Refer to the 'How to read the Annual Report' section for help on how to interpret this report.

SCHOOL PROFILE

Enrolment Profile

A total of 9 students were enrolled at this school in 2020, 5 female and 4 male.

0 percent of students had English as an additional language and 0 percent were Aboriginal or Torres Strait Islander.

Overall Socio-Economic Profile

The overall school's socio-economic profile is based on the school's Student Family Occupation and Education index (SFOE) which takes into account parents' occupations and education.

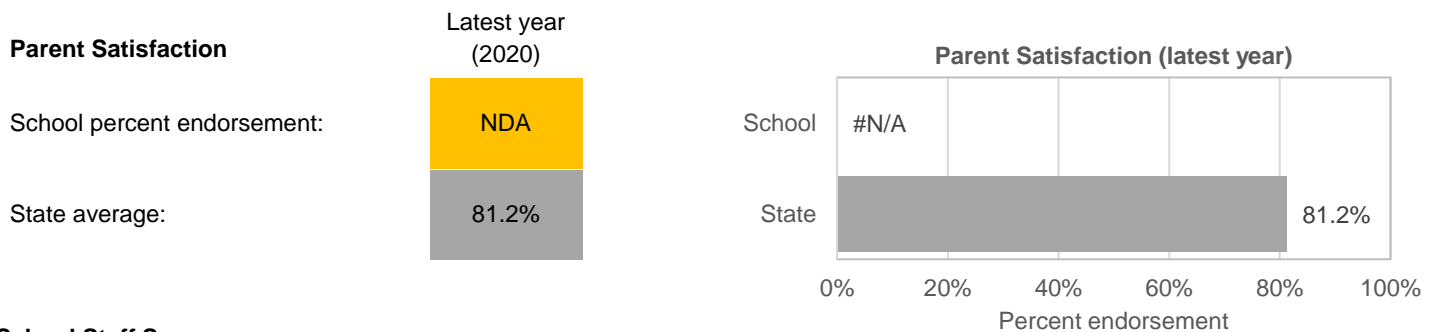
Possible socio-economic band values are: Low, Low-Medium, Medium and High.

This school's socio-economic band value is: High

Parent Satisfaction Summary

The percent endorsement by parents on their school satisfaction level, as reported in the annual Parent Opinion Survey.

Percent endorsement indicates the percent of positive responses (agree or strongly agree) from parents who responded to the survey.

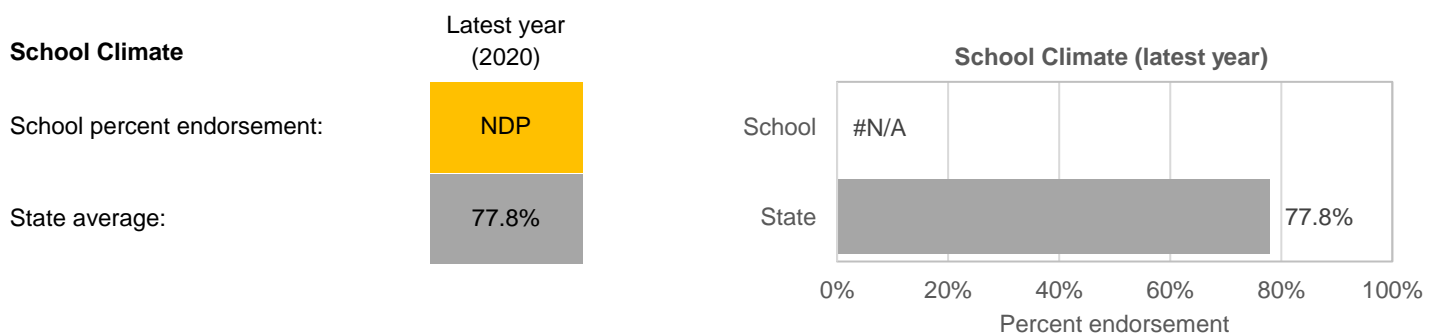


School Staff Survey

The percent endorsement by staff on School Climate, as reported in the annual School Staff Survey.

Percent endorsement indicates the percent of positive responses (agree or strongly agree) from staff who responded to the survey.

Data is suppressed for schools with three or less respondents to the survey for confidentiality reasons.



ACHIEVEMENT

Key: ‘Similar Schools’ are a group of Victorian government schools that are like this school, taking into account the school’s socioeconomic background of students, the number of non-English speaking students and the size and location of the school.

Teacher Judgement of student achievement

Percentage of students working at or above age expected standards in English and Mathematics.

English Years Prep to 6

Latest year
(2020)

School percent of students at or above age expected standards:

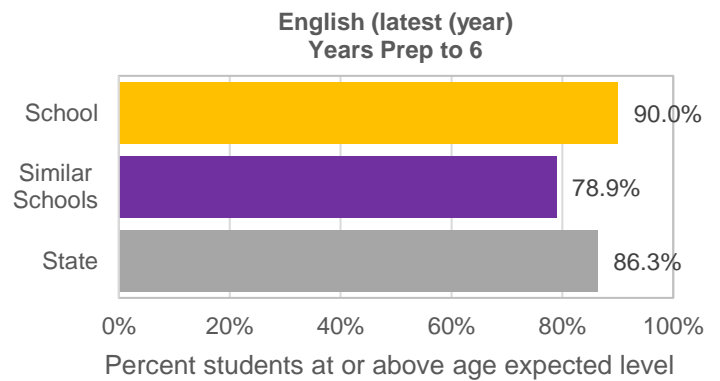
90.0%

Similar Schools average:

78.9%

State average:

86.3%



Mathematics Years Prep to 6

Latest year
(2020)

School percent of students at or above age expected standards:

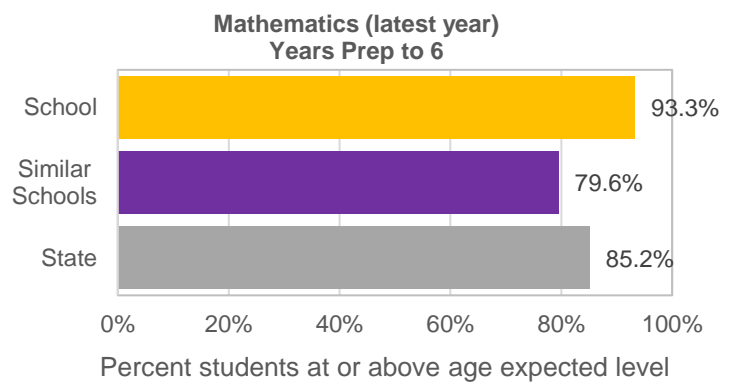
93.3%

Similar Schools average:

79.6%

State average:

85.2%



NAPLAN

NAPLAN tests were not conducted in 2020.

NAPLAN Learning Gain

NAPLAN learning gain is determined by comparing a student’s current year result to the results of all ‘similar’ Victorian students (i.e. students in all sectors in the same year level who had the same score two years prior).

NAPLAN tests were not conducted in 2020.

ENGAGEMENT

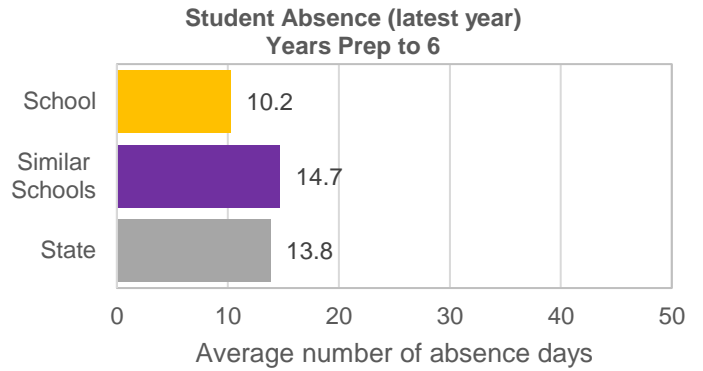
Key: ‘Similar Schools’ are a group of Victorian government schools that are like this school, taking into account the school’s socioeconomic background of students, the number of non-English speaking students and the size and location of the school.

Average Number of Student Absence Days

Absence from school can impact on students’ learning. Common reasons for non-attendance include illness and extended family holidays. Absence and attendance data in 2020 may have been influenced by local processes and procedures adopted in response to remote and flexible learning.

Student Absence Years Prep to 6

	Latest year (2020)	4-year average
School average number of absence days:	10.2	11.6
Similar Schools average:	14.7	16.5
State average:	13.8	15.3



Attendance Rate (latest year)

	Prep	Year 1	Year 2	Year 3	Year 4	Year 5	Year 6
Attendance Rate by year level (2020):	NDP	NDP	NDA	NDA	NDP	NDA	NDP

WELLBEING

Key: ‘Similar Schools’ are a group of Victorian government schools that are like this school, taking into account the school’s socioeconomic background of students, the number of non-English speaking students and the size and location of the school.

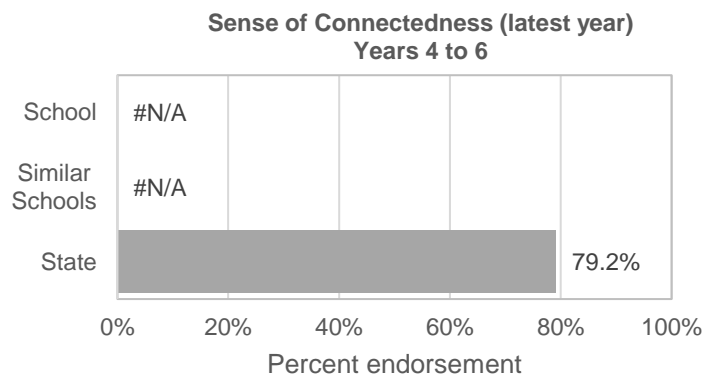
Student Attitudes to School – Sense of Connectedness

The percent endorsement on Sense of Connectedness factor, as reported in the Attitudes to School Survey completed annually by Victorian Government school students, indicates the percent of positive responses (agree or strongly agree).

Schools who participated in the Student Attitudes to School survey in 2020 should refer to the advice provided regarding the consistency of their data.

Sense of Connectedness Years 4 to 6

	Latest year (2020)	4-year average
School percent endorsement:	NDP	98.2%
Similar Schools average:	NDP	82.5%
State average:	79.2%	81.0%



Due to lower participation rates and differences in collection methodology in 2020, data are often not comparable with previous years or within similar school groups. Care should be taken when interpreting these results.

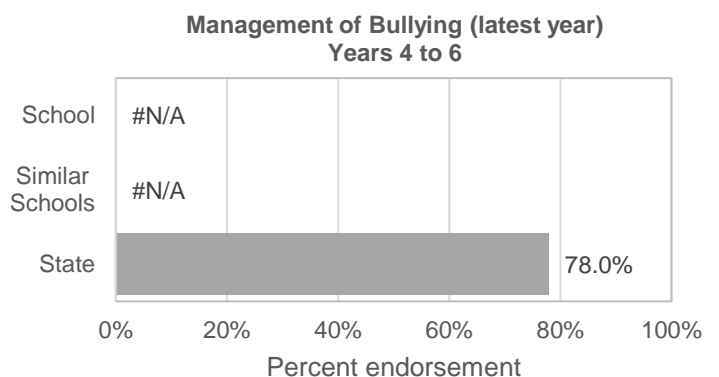
Student Attitudes to School – Management of Bullying

The percent endorsement on Management of Bullying factor, as reported in the Attitudes to School Survey completed annually by Victorian Government school students, indicates the percent of positive responses (agree or strongly agree).

Schools who participated in the Student Attitudes to School survey in 2020 should refer to the advice provided regarding the consistency of their data.

Management of Bullying Years 4 to 6

	Latest year (2020)	4-year average
School percent endorsement:	NDP	93.9%
Similar Schools average:	NDP	84.2%
State average:	78.0%	80.4%



Due to lower participation rates and differences in collection methodology in 2020, data are often not comparable with previous years or within similar school groups. Care should be taken when interpreting these results.

Financial Performance and Position

FINANCIAL PERFORMANCE - OPERATING STATEMENT SUMMARY FOR THE YEAR ENDING 31 DECEMBER, 2020

Revenue	Actual
Student Resource Package	\$239,557
Government Provided DET Grants	\$138,634
Government Grants Commonwealth	NDA
Government Grants State	NDA
Revenue Other	\$1,592
Locally Raised Funds	\$958
Capital Grants	NDA
Total Operating Revenue	\$380,741

Equity ¹	Actual
Equity (Social Disadvantage)	\$15,653
Equity (Catch Up)	NDA
Transition Funding	NDA
Equity (Social Disadvantage – Extraordinary Growth)	NDA
Equity Total	\$15,653

Expenditure	Actual
Student Resource Package ²	\$227,067
Adjustments	NDA
Books & Publications	\$421
Camps/Excursions/Activities	\$3,861
Communication Costs	\$814
Consumables	\$15,375
Miscellaneous Expense ³	\$7,823
Professional Development	\$1,369
Equipment/Maintenance/Hire	\$8,392
Property Services	\$48,890
Salaries & Allowances ⁴	\$15,545
Support Services	\$30,162
Trading & Fundraising	\$1,286
Motor Vehicle Expenses	\$2,911
Travel & Subsistence	\$865
Utilities	\$5,177
Total Operating Expenditure	\$369,957
Net Operating Surplus/-Deficit	\$10,785
Asset Acquisitions	\$9,368

- (1) The equity funding reported above is a subset of the overall revenue reported by the school.
- (2) Student Resource Package Expenditure figures are as of 01 Mar 2021 and are subject to change during the reconciliation process.
- (3) Miscellaneous Expenses include bank charges, administration expenses, insurance and taxation charges.
- (4) Salaries and Allowances refers to school-level payroll.

FINANCIAL POSITION AS AT 31 DECEMBER 2020

Funds available	Actual
High Yield Investment Account	\$68,694
Official Account	\$30
Other Accounts	NDA
Total Funds Available	\$68,725

Financial Commitments	Actual
Operating Reserve	\$17,551
Other Recurrent Expenditure	\$5,087
Provision Accounts	NDA
Funds Received in Advance	NDA
School Based Programs	\$19,778
Beneficiary/Memorial Accounts	NDA
Cooperative Bank Account	NDA
Funds for Committees/Shared Arrangements	NDA
Repayable to the Department	NDA
Asset/Equipment Replacement < 12 months	NDA
Capital - Buildings/Grounds < 12 months	\$12,000
Maintenance - Buildings/Grounds < 12 months	\$14,309
Asset/Equipment Replacement > 12 months	NDA
Capital - Buildings/Grounds > 12 months	NDA
Maintenance - Buildings/Grounds > 12 months	NDA
Total Financial Commitments	\$68,725

All funds received from the Department, or raised by the school, have been expended, or committed to subsequent years, to support the achievement of educational outcomes and other operational needs of the school, consistent with Department policies, School Council approvals and the intent/purposes for which funding was provided or raised.